



BioCheck Biosecurity Plan

29/11/18 10:42AM

UQ

2/07/18 - 2/07/19

Farm Details

Farm: UQ
Address:
Contact:
Phone:
PIC:
Email:
Property:

Vet Details

Veterinarian: Dr Meghan Scrivens
Clinic: UQ VETS DAYBORO
Address:
Phone:
Email:

Plan Details

Plan Date: 2/07/18 Plan Expiry: 2/07/19






BioCheck® is a program run by members of the Australian Cattle Veterinarians - a Special Interest Group of the Australian Veterinary Association Ltd.

This BioCheck® Biosecurity plan is designed to ensure that the farm has considered the major biosecurity risks and has appropriate risk management strategies in place.

The plan is largely based on the generic Biosecurity Plans that are available from the Animal Health Australia Farm Biosecurity web site, and should be read in conjunction with the resources that can be downloaded from there (<http://www.farmbiosecurity.com.au>).

This plan is not an audited quality assurance program nor is it a guarantee against incursion by pests or disease. Rather it is evidence that the major biosecurity risks have been discussed and plans made to manage these which are appropriate to the individual farm.

Each risk has been discussed and evaluated as below. Where appropriate, comments have been included that describe how this property is managing the risks identified.

-  Risk controlled - being managed appropriately by on-farm practices
-  Risk partially controlled - actions need to be taken in the next 12 months to improve this risk
-  Risk uncontrolled - corrective actions need to be taken urgently
-  Risk unimportant - This action is not required on this farm
-  This risk has not been considered - a status has not been assigned.

Signed: _____
Date:

Signed: Dr Scrivens BVSc (Hons)
Date: Revised 29.11.18.
Dr Meghan Scrivens



UQ

2/07/18 - 2/07/19

1. Farm Inputs

Almost anything moved onto the property can be a potential source of pests and diseases for livestock and plants. Monitor animals or plant materials that enter the property, as well as sources of water, feed, bedding and fertiliser.



1.1 Introducing new plants and animals

Introducing new plants and animals on to your property can allow unwanted diseases, pests and weeds to enter. Isolating new plants or animals for a quarantine period limits the risk of exposing your entire stock to new pests and diseases and spreading weeds into production areas.

- ✓ 1.1.1a Appropriate Stock - NVD/Animal Health Declaration Status: Risk Controlled
Plan: Livestock will only be purchased from suppliers who have a food safety or quality assurance program and can provide information an Animal Health Declaration. Animal Health Declarations will be kept for at least 7 years.
Details: All current data stored with Farm Manager.
Centrally stored at Admin. Once a NVD book completed it is returned to office before new book provided.
Copy of NVD, Health Decs including all incoming information from other parties (Veterinarians etc) is retained. Do not have last 7 years however more recent documents are now kept.
- ✓ 1.1.2 Quarantine of introduced stock Status: Risk Controlled
Plan: Introduced stock must be quarantined for a period of 21 days, or longer if disease test results are incomplete.
Details: Research animals kept completely separate from other stock.
Dairy completely closed herd.
Droughtmaster - only incoming would be bull - quarantined.
Sheep flock is resident flock. Ewes all resident flock. Rams - need to investigate. As with Goats.
- ✓ 1.1.3 Stock Disease Testing - EBL Status: Risk Controlled
Plan: The Australian Dairy Herd has been declared free of Enzootic Bovine Leucosis (EBL) based on regular testing of all milk vats in Australia. The same is not true of the Australian Beef Herd - because there is no way to monitor the herd. It is a condition of milk supply to all milk factories that Beef cattle introduced onto Dairy Farms be tested for EBL prior to associating with dairy stock.
All stock (including bulls) that do not originate from a dairy farm purchased must be tested for EBL either at the point of origin within the last 3 months, or tested immediately upon arrival, prior to release from farm quarantine.
Details: Dairy herd (which is kept completely separated/closed herd from other bovine herds. Including no introduced bulls) are all tested.
Beef herd not tested.
- ✓ 1.1.3 Stock Disease Testing - Pestivirus endemic herd Status: Risk Controlled
Plan: Introduced stock must be PI tested for Pestivirus before release from quarantine, and must be vaccinated against pestivirus as soon as practicable following arrival.
Details: BVDV: bull (droughtmaster purchased this year) was cleared/tested.
Vaccinated - all breeding stock.
- ! 1.1.3 Stock Disease Testing - Pestivirus Free Herd Status: Risk Partially Co
Plan: All introduced stock must be PI tested (eg ear notch) before being released from farm quarantine.
Details: Only introduced beef animal was tested prior to purchase.

Dairy: tested 80 introduced cows.
Introduced cattle from Mudapilly may not have been tested. They were tested for Neospora. Will check and confirm. These cattle were only blood tested.
Amalgamated what was at UQG and Mudapilly and that is called 'resident herd' then purchased 80 cows (which were tested).
- ✓ 1.1.4 Stock leaving the farm for short periods Status: Risk Controlled
Plan: Stock leaving the farm for short periods (eg Agistment, shows etc) must be quarantined from the rest of the herd for a period of at least 7 days upon their return. Any signs of disease in these stock must be immediately reported and stock should be examined by the farm vet before release from quarantine.
Details: Sent Droughtmaster heifers to PJH. They are definitely quarantined (due to Giant Rats Tail) and are treated for liver fluke. Isolated in yards for 5days on hay before returning to UQG.



UQ

2/07/18 - 2/07/19



1.1.5 Johne's Disease risk assessment. This farm J-BAS = 7/8 [Edit this!]

Status: Risk Partially Co

Plan: The introduction and movement of livestock must minimise the risk of JD.

Stock should have a J-BAS score that is not less than this farm.

Ensure that property of origin holds for all CHDs and ensure the CHD considers the risk of all properties during the lifetime of purchased stock.

Items to consider when purchasing stock:

-Have the cattle had potential exposure to dairy animals or land? (The Dairy Assurance Score is equivalent to the J-BAS)

-Have the cattle had exposure to sheep or land that may be JD infected ?

-Is there evidence of JD suspicion or infection on the property?

-Has there been any JD testing on the property of origin ?

-Have the animals been vaccinated with Silirum ?

Details: Droughtmasters: 7 (based upon HT-J and biosecurity plan).

Dairy: pooled faecal test (HEC test) - results pending? Need to look into results.

1.2 Animal Feed

Animal feed can harbour diseases, pests and weed seeds.



1.2.1 Appropriate Commodity Vendor Declaration

Status: Risk Partially Co

Plan: Always request a commodity vendor declaration and ensure any feed you purchase is fit for purpose.

Pay particular attention to the possibility of unwanted weeds when purchasing hay or silage.

Details: All hay grown on site. This was selected to improve biosecurity.

Grain: no commodity dec provided.

Soy bean meal, canola meal and some grain not grown on farm and would need vendor dec for that.

Commercial feed mills: will provide your commodity vendor dec.

Raw grains are for the dairy (wheat/barley).

Sheep/goats on pasture and hay.

Will need to look into any supplements that goats/sheep provided.

1.3 Banned Animal Material

Feeding restricted animal materials (RAM) to ruminants is illegal in Australia as it is linked to the spread of TSE (mad cow disease).



1.3.1 Feeding Restricted Animal Materials to Ruminants (RAM)

Status: Risk Controlled

Plan: Do not feed to ruminants any products made from vertebrate animals. There are only two exemptions to this rule: tallow and gelatine. This is a legal requirement in all Australian states and territories. Poultry, Pig and Pet Food may contain RAM. Food for these species must be clearly labelled and stored away from ruminant feed.

Details: Never occurs.



1.4 Water Sources

Many pest and disease-causing organisms can survive for a long time in water sources until they find a suitable host.

- ✓ 1.4.1 Quality and quantity of water Status: Risk Controlled
Plan: Ensure the quantity and quality of water provided is suitable for the type of livestock.
Details: Reticulated water on campus is town water.
Darbolara reticulated water is boar water.
There are dams in place in case of issues with boar water/trough function (this only affects the Droughtmaster cattle).
- ✓ 1.4.2 Johne's Disease spread through water Status: Risk Controlled
Plan: Young stock (under 12 months) must be kept separated from water courses (rivers, drains, creeks) that pass through country which has a higher risk of JD.
Details: No creeks or water sources are utilised.
Dams only with Droughtmaster stud.
All other reticulated water is piped and is town water.
Water troughs checked regularly.
Farm Management team inspect the Droughtmaster stud at least 2 to 3 times per week. Monitored closely by staff.
Sheep and Goats monitored very closely by staff and students - a very human interactive herd(s).
- ✓ 1.4.3 Faecal-oral disease spread by contaminated water Status: Risk Controlled
Plan: Troughs and other water sources must be regularly inspected for evidence of gross faecal contamination.
Details: Water troughs checked daily in intensive system.
Darbolara - troughs checked minimum bi-weekly. With Dams as back up. Staff living close by and monitor herd closely.

1.5 Animal Bedding Material

Animal bedding material can harbour diseases, pests and weed seeds.

- ✓ 1.5.1 Storage of Bedding Material Status: Risk Controlled
Plan: Ensure bedding material is fit for purpose, refreshed regularly and is stored in a clean, dry and vermin free environment.
Details: Old bedding is composted. Then used and spread onto cultivation country and worked into the paddocks.
Saw dust currently utilised, purchased in semi-truck loads (as with straw when obtained).
- ! 1.5.2 Disinfection of Bedding Material Status: Risk Partially Co
Plan: Bedding Areas should be disinfected with Virkon(R) whenever bedding is changed.
Details: Dairy: cleaned. Disinfection process between individual pens will need to be investigation. May just get manually cleaned and new bedding. Will investigate.

1.6 Fertiliser

Organic fertilisers such as manure and compost can be a source of weeds if not composted thoroughly.

- ✓ 1.6.1 Organic Fertiliser Status: Risk Controlled
Plan: Ensure that animal manure and green waste is aged and thoroughly composted to destroy weed seeds and disease causing organisms present in the material.
Maintain a record of the source of organic fertilisers, the application dates and where applied.
Check that the supplier is following the industry Purchasing Code of Practice or equivalent quality controls.
Details: See previous. Manure and bedding to compost and cultivation paddocks. Have manure spreader implement to work in the compost/manure.

2. Farm Outputs

Responsibility for biosecurity doesn't end when plant products or animals leave the farm gate. The measures in place on your property support biosecurity in your region.



2.1 Moving plants and animals off the property

Crops and livestock can spread diseases, pests and weeds from your property and put the status or productivity of the entire region or industry at risk.

✓ 2.1.1 Fit to travel Status: Risk Controlled

Plan: Ensure animals are fit to travel, showing no signs of disease. Ensure records are up to date and that the transport vehicle is clean prior to transport.

Details: Controlled.

✓ 2.1.2 Documentation Status: Risk Controlled

Plan: Provide copies of supporting paperwork such as National Vendor Declarations, Animal Health Statements or Interstate Certification Assurances. Ensure a copy of each document is kept on file.

✓ 2.1.3 Notification Status: Risk Controlled

Plan: Update the National Livestock Identification System database if moving cattle, sheep, goats or pigs.

Details: Did have multi-users.

Alan Morris managers grazing unit; a part of his job is to manage the NLIS database for UQG.

Will investigate who manages the sheep/goats.

Tanya McKenna (pigery manager) controls NLIS pig database.

2.2 Shows and Sales

Events where animals are brought together are an opportunity for disease to spread:

a) directly from animal to animal

b) via contact with contaminated soil, food and water.

Stock can be exposed to disease by mixing with other plants or animals or coming into contact with contaminated pens, vehicles, people or equipment.

✓ 2.2.1 Shows, sales and markets Status: Risk Controlled

Plan: Ensure that:

- only health animals are taken to shows, sales or markets
- equipment, feed and water is not shared with livestock from other farms
- avoid letting stock eat off the ground

Details: Bull purchased from sale.

Animals not taken to shows. Occasionally a horse would be taken. No dairy/beef cattle.

3. People

If it can move, it can carry diseases, pests and weeds. For this reason, people, vehicles and equipment pose a high biosecurity risk and should be managed accordingly.

3.1 Property Access

Multiple, unsecured entry points to your property make it difficult to control visitor access and manage high risk visitors such as those who visit multiple properties each day.

! 3.1.1 Property Access Status: Risk Partially Co

Plan: Limit the number of access points to the property (lock unused gates).

Details: Whilst the property is gated. Unfortunately being a University facility, people/students do often access open / paddock sites.

✓ 3.1.2 Production Areas Access Status: Risk Controlled

Plan: Access to production areas (fields, paddocks or sheds) should be limited to a restricted range of personnel only. Permission to access these areas should only be given following a risk assessment which will include a visual inspection of the vehicle for cleanliness.

Details: These areas are managed well. Random individuals occasionally wonder around on the premises and staff are aware of this and redirect them where possible.



3.2 Signage

Never assume that people know what to do when they arrive at your property. Without signage, visitors and staff may be unaware of the biosecurity procedures enforced on your property.

✓ 3.2.1 Visitor area signage Status: Risk Controlled

Plan: Signs are used to direct all visitors to a designated parking area away from livestock or crops and ask them to report to management and sign a visitor register.

Details: The University is well covered in this area.

✓ 3.2.2 Contact Details Status: Risk Controlled

Plan: Signs with mobile phone numbers of managers are clear and visible

Details: Clear and well defined.

3.3 Visitor Risk Assessment

Visitors can unknowingly carry diseases, pests and weeds on their clothes and personal items. The risk is greater if they've been in contact with other livestock or crops, or have recently been interstate or overseas. If you don't know where visitors have come from or what they have been doing, it will be difficult to trace back or trace forward in the event of an incursion or disease outbreak.

✓ 3.3.1 Visitor Risk Assessment Status: Risk Controlled

Plan: Conduct a risk assessment before you allow a visitor onto the property.

If required, provide leaning equipment or a change of clothing or footwear to reduce the risk.

If you cannot reduce the risk, refuse entry to high risk visitors.

Footbaths containing Chlorhexidine or Virkon must be used by visitors entering the calf shed.

Details: Foot baths in place.

Piggery is well controlled with visitor and vehicle records.

Beef/Dairy facilities - visitor records not kept. However student records (lecture and prac times) are recorded centrally and can therefore be traced. However details are less rigorous in the dairy/beef/goat/sheep facilities.

3.4 Visitor contact with Plants and Animals

Visitors can unknowingly carry diseases, pests and weeds on their clothes and personal items.

✓ 3.4.1 Limit visitor contact Status: Risk Controlled

Plan: Limit access to and contact with crops and livestock, and eliminate any unnecessary contact altogether.

Details: Yes, covered. Visitors (registered) are supervised.

3.5 General Hygiene

Pests, disease causing organisms and weed seeds can be present on hands, clothing, footwear and personal items of people.

✓ 3.5.1 Hygiene Status: Risk Controlled

Plan: Provide hand washing facilities, foot baths or alternative clothing and footwear for visitors to use while on-farm.

Ensure contractors and visitors in contact with stock wear clean overalls.

Details: Provided.

Ag students wear their day clothes. Vet students wear overalls.

4. Vehicles and Equipment

Diseases, pests and weeds can enter a farm and be spread by equipment and vehicles, either directly or in plant material, soil or manure. It is important to maintain equipment hygiene and ensure all vehicles that visit your property are clean and well maintained.



4.1 Equipment Hygiene

Tools and equipment can carry diseases, pests and weeds seeds. The risk for disease spread is higher when equipment is borrowed, lent or bought second-hand from other properties.

✓ 4.1.1 Disinfect Equipment Status: Risk Controlled

Plan: Clean and disinfect tools and equipment before and after use on crops or livestock.

Clean and disinfect equipment between between different batches, mobs or herds of animals.

Clean and disinfect second-hand, borrowed or lent equipment before and after use.

Details: Well covered.

4.2 Dedicated Equipment

Practically, it may be best to have dedicated tools, clothing and footwear for use on crops or livestock affected by pests or diseases. This equipment should never be used in clean areas of your property.

✓ 4.2.1 Dedicated tools and order of use Status: Risk Controlled

Plan: Have dedicated tools, clothing and footwear available for use in production areas or on animals and plants affected by pests or disease.

Always work with sick animals last (work from clean to dirty).

Details: Well controlled.

4.3 Storage Areas

Some pests and diseases can live in the natural environment for months or years.

✓ 4.3.1 Storage area cleanliness Status: Risk Controlled

Plan: Clean and disinfect equipment storage areas regularly.

Details: Clean. Protocols in place and implemented.

4.4 Vehicle Entry Points

Multiple, unsecured entry points to your property make it difficult to control access and manage high risk visitors such as utility providers who visit multiple properties every day.

✓ 4.4.1 Property access points Status: Risk Controlled

Plan: Encourage visitors to enter the property via one or two routes only. Use signs to inform visitors about property access points.

Details: Well signed for direction.

4.5 Vehicle movement and parking

All parts of a vehicle can carry disease causing organisms, pests and weeds seeds. Without restricting parking and vehicle movements within the property, it is difficult to control and monitor the spread of diseases, pests and weeds.

✓ 4.5.1 Vehicle access and parking Status: Risk Controlled

Plan: Minimise the number of vehicles you allow onto the property and restrict them to designated visitor parking areas.

Monitor areas next to parking facilities for signs of diseases, pests and weeds.

Not all vehicles need to access production areas. It may be easier to have vehicles that are for use only on-farm. If possible, use farm vehicles to transport visitors around the property.

Details: Dedicated and designated parking areas.

Feed delivery points are along roads. No washing/blowing truck points.

Vet vehicles and trucks - washing bays near QASP. To drain --> sump --> dam (fenced off). Occasionally dam is irrigated to pasture not grazed by animals.



4.6 Run-off from vehicle wash areas

Run-off from vehicle washing can contain diseases, pests and weed seeds.

- ✓ 4.6.1 Vehicle wash areas Status: Risk Controlled
Plan: Provide a wash area for vehicles that need to enter production areas, or before moving crops or livestock. If possible, use a high pressure wash down (or blow down) facility located well away from crops or livestock for cleaning vehicles and equipment.
For maximum protection, it is recommended that staff also disinfect after washing.
Details: See 4.6
- ✓ 4.6.2 Vehicle wash waste Status: Risk Controlled
Plan: Collect run-off from vehicle wash areas in a sump, or direct it away from production areas.
Monitor areas next to cleaning facilities for signs of pests and diseases, and treat weeds before setting seed or becoming established.
Details: See 4.6

4.7 Roads and Tracks

There is an increased risk of introducing diseases, pests and weeds when vehicles travel off or divert from established roads and tracks.

- ✓ 4.7.1 Road and track contamination Status: Risk Controlled
Plan: Ask visitors to stay on established roads or tracks.
Check areas next to roads and tracks for signs of diseases, pests and weeds, and treat before becoming established monthly.
Details: See 5.1

5. Production Practices

Good on-farm hygiene reduces the risk of spreading pests and diseases. Implement simple hygiene practices for feed and water, product packaging, storage facilities, livestock husbandry, waste materials and plant propagation activities.

5.1 Water Management

The management of water supplies is important for the maintenance of healthy plants and animals. If water sources become contaminated they can spread pests throughout production areas.

- ✓ 5.1.1 Algal Bloom Risk Status: Risk Controlled
Plan: Prevent algal blooms by aerating or treating water that is high in nutrients and is stored in dams.
Details: Monitored. No current issue.
- ✓ 5.1.2 Recycled Water Status: Risk Controlled
Plan: Where possible, use drip irrigation for recycled water to avoid aerosol formation.
Details: Recycled sewage water from crops (not for grazing).
Piggery effluent flood irrigated not for animal grazing access.
- ✓ 5.1.3 Waste Water Dams Status: Risk Controlled
Plan: Make sure livestock cannot drink from waste water storage dams.
- ? 5.1.4 Effluent Irrigation Status: Unassigned
Plan: Prevent young and vulnerable livestock from grazing pastures irrigated with recycled effluent during the 'withholding period' after each irrigation.
Details: See 5.1



5.2 Animal Manure and Waste

Effluent, waste and dead animals can harbour disease causing organisms.

Disease agents in effluent can contaminate pastures, stockfeed and water sources. In particular, young stock should not have access to adult faeces as this presents a risk of Johne's disease infection.

- ✓ 5.2.1 Carcass disposal Status: Risk Controlled
Plan: Dispose of animal carcasses and waste as soon as practical in a segregated area that cannot be accessed by livestock, or wild and feral animals.
Select disposal areas to avoid the potential spread of contaminants by water, wind or animals.
Details: Collected by SEDA (deep land fill).
- ✓ 5.2.2 Effluent Disposal Status: Risk Controlled
Plan: Manage effluent dispersal to minimise disease spread through the contamination of pastures, stockfeed and water. Maintain grazing intervals (21 days) between applications of these materials to paddocks and grazing of livestock.
- ✓ 5.2.3 Legal obligations Status: Risk Controlled
Plan: Always ensure you are adhering to government and industry requirements for carcase, effluent and waste management.
- ✓ 5.2.4 Waterways Status: Risk Controlled
Plan: Affected waterways have been found to spread JD. Potential sources of manure or effluent, including cross-boundary waterways, identified and treated to minimise risk of spreading infection.

5.3 Feed Management

Poor feed storage encourages pests and diseases which may contaminate feed or reduce its usefulness. Old feed can harbour disease organisms and pests that may be harmful to your livestock. Wet and mouldy feed is a potential source of disease or poisoning. For example, the organisms in mouldy hay or silage can cause abortion and Listeriosis.

Spilled grain around grain storage areas can attract insect pests and vermin.

Silos need to be gas tight to ensure fumigation treatments are effective and to prevent insects becoming resistant to treatments such as phosphine. There is a high risk that the first grain to pass through harvesters at the start of the season contains storage pests.

- ✓ 5.3.1 Feed Storage Status: Risk Controlled
Plan: Keep feed in a clean, dry storage area.
Regularly inspect feed supplies for insects, pests, mould and damage and ensure they remain secured and fit for purpose.
- ✓ 5.3.2 Water Troughs Status: Risk Controlled
Plan: Clean feed and water troughs regularly to prevent the build-up of contaminants. Implement a cleaning roster to ensure they are always clean. Provide cover for animal feed and water where possible, and keep the troughs high enough so they cannot be contaminated by animal faeces.
- ✓ 5.3.3 Silo storage of grain Status: Risk Controlled
Plan: Maintain good hygiene around your storage areas.
Clean and pressure test sealable silos and repair any faulty rubber seals before filling with grain.
If harvesting on farm, separate the first grain to pass through harvesters at the start of each season.
Record the date and grain source stored in each silo when it is filled or topped up.



5.4 Fencing

Damaged fences can allow livestock to stray. It could also allow your neighbour's livestock to mix with your stock.

✓ 5.4.1 Fencing standards Status: Risk Controlled

Plan: Ensure fences prevent livestock from straying onto/off your property.

Double fencing or double electric wire is preferable between adjacent properties, and between calves < 12 months of age and older stock.

Details: Grazing unit manage fences. No double fences.

Have electric wires in some paddocks for extra security (notably for bulls).

✓ 5.4.2 Fencing Inspection Status: Risk Controlled

Plan: The fence of every paddock should be checked as a routine before stock enter the paddock.

✓ 5.4.3 Stray Animals Status: Risk Controlled

Plan: If animals stray off the property, they must be quarantined from other stock until a risk assessment can be made for the likelihood of Johne's Disease infection. If stock < 12 months old stray onto an area of higher Johne's Disease risk than this property they will be sold before they calve down or become 2 years old. If stock > 12 months stray onto an area of higher JD risk, they will be cleaned of faecal material on their feet/legs and quarantined from any young stock for 30 days.

If stock stray onto the property, they will be quarantined until a risk assessment will be made in conjunction with our veterinarian and managed appropriately. This may include implications for stock that have come into contact with the stray animal(s).

Details: Occasional cattle come in. Would have to come across creek which has been fenced since the last stray come onto UQ property.

5.5 AgVet Chemicals

Chemical residues on plants and animal products can result in rejection from international and domestic markets, and can pose a risk to human health. The misuse of chemicals can also lead to the development of resistance by pests, potentially creating new biosecurity risks and management challenges. Inappropriate use of chemicals can cause insects to become resistant, making control difficult. This can cause more widespread and ongoing biosecurity problems.

✓ 5.5.1 Label Directions Status: Risk Controlled

Plan: Be sure to follow the instructions on the label and observe withholding periods after treatments.

Ensure only appropriately trained staff have access to AgVet chemicals.

Ensure use of chemicals is recorded appropriately.

✓ 5.5.2 Development of resistance Status: Risk Controlled

Plan: If AgVet chemicals do not appear to be working as expected, this should be reported:

- in the case of veterinary chemicals, to the farm vet

- in the case of insecticides, to the Department or local agronomist.

5.6 Monitoring and Surveillance

Early detection of pests and diseases gives you the best chance of preventing pests or diseases from establishing on your property and ongoing additional expenses for their control. Early detection also increases the chances of eradicating a new pest or disease. Recording the absence of pests or diseases is just as important as recording what you do see. Frequency of monitoring needs to be considered.

✓ 5.6.1 Monitoring Status: Risk Controlled

Plan: Regularly monitor your crops and livestock. Become familiar with pests and diseases commonly found in your region so you will know if you see something different.

✓ 5.6.2 Investigate/Notify suspect Johne's Disease cases Status: Risk Controlled

Plan: Any suspect clinical cases investigated and notified to CVO, in accordance with state legislation. High risk animals will be identified and prioritised for culling in conjunction with our veterinarian.



5.7 Spread of disease within the herd

Vaccination can help transmission of disease within the herd. Choose appropriate vaccination strategies in consultation with your vet based on local knowledge and risk.

✓ 5.7.1 Vaccination - general Status: Risk Controlled

Plan: Consult with your Australian Cattle Vet regarding appropriate vaccinations for your herd.

All stock should be vaccinated against Clostridial diseases and Leptospirosis.

Details: 7-in-1

Pesti for females

BEF as weaners

Tick fever

Breeding bulls receive vibrio and botulism

There is a vaccination protocol and system in place for all livestock.

Sheep and goats.

✓ 5.7.2 Manage JD risk from other cattle or species Status: Risk Controlled

Plan: Don't graze young animals in high-risk areas (e.g. adjacent to high-risk neighbours, with infected sheep, on land grazed by clinical or suspect cases).

Minimise cattle, particularly calves, co-grazing with sheep.

Details: No deer on UQG.

Deer at PJH.

Animals going to Pinjarra are weaners >9m so still susceptible to JD however are mindful of this. Those retained at UQG will eventually be tested in the herd JD testing.

Sheep/goats/cattle - no joint sharing of paddocks.

5.8 Spread of disease to and from humans

Some organisms can affect both humans and animals. Ensure you have appropriate risk assessment and measures in place to prevent human-animal transfer of disease.

! 5.8.1 Q Fever and Tetanus Status: Risk Partially Co

Plan: Ensure all personnel working on-farm are vaccinated for identified risk diseases including Q Fever and Tetanus.

Details: Testing and vaccinating is up to each individual, however well encouraged by UQ.

Q Fever - tested at UQ.

Tetanus not monitored. Will investigate with OH&S.

✓ 5.8.2 Leptospirosis Status: Risk Controlled

Plan: Ensure cattle are appropriately vaccinated against Leptospirosis. Consult your vet for a planned vaccination program.

Details: Vaccinated (animals).

Staff well advised.

✓ 5.8.3 Hendravirus Status: Risk Controlled

Plan: Ensure any horses on the property are appropriately identified and vaccinated against Hendravirus.

Ensure all staff are aware of the signs of Hendravirus and the actions required if the disease is suspected.

Details: Exceptional HeV protocols at UQG.

Mitch managers farm horses (x2) - both resident farm horses are vaccinated.

PJH - horses may not be HeV?

6. Ferals and Weeds

Feral animals, plant pests and weeds are a widespread nuisance but can also cause harm to your business, so they need to be actively controlled.



6.1 Wild and Feral Animals

Wild or feral animals and vermin may carry disease causing organisms.

6.1.1 Wild/Feral Animal Plan Status: Risk Partially Co

Plan: Develop a wild and feral animal control program to protect livestock and cropping land.

Particular biosecurity risks include:

Dogs - Abortion from Neospora caninum

Vermin and bird species - Salmonellosis

Details: Birds a problem. Salmonella. Magpie geese, pigeons. Aware of problem. Unable to poison them.

Intermittently trap however still a problem.

Hares/rabbits/dogs - management plan in place (contract).

Have tested dairy herd for Neospora in past. No staff allowed to bring dogs to the dairy. No known problem associated with potential neospora infection currently.

6.1.2 Feed and Water contamination Status: Risk Controlled

Plan: Ensure farm buildings are in good repair and that feed and water sources are free from contamination.

Details: Birds are main issue with contamination.

6.1.3 Local Area Control Status: Risk Controlled

Plan: Work with neighbours and other producers in your local area to implement a coordinated approach to feral animal control.

Details: Will work with council (eg. Dog issues).

6.1.4 Boundary Fences Status: Risk Controlled

Plan: Ensure Boundary Fences are appropriate to deal with local risks and that they are well maintained and insected regularly

6.2 Weeds

Weed species are significant biosecurity problems in their own right, as well as being alternative hosts of some agricultural and horticultural pests. Some weeds can also make livestock sick. Grain export markets have zero tolerance for weed seeds, and may cause shipments to be rejected. Volunteer plants that have escaped from production areas and created a 'green bridge' can harbour pests or diseases between growing seasons.

6.2.1 Weed Management Plan Status: Risk Controlled

Plan: Establish a weed management plan for the property, including plans for eradicating, containing or managing current weeds, and preventing the introduction of new species.

Details: Resident groundsman - details management plans in place.

6.2.2 High risk areas Status: Risk Controlled

Plan: Regularly check for and control weeds along dirt tracks and roads, in areas used to isolate new stock, and next to vehicle parking or cleaning areas.

6.2.3 High Risk Times Status: Risk Controlled

Plan: Control weeds in fields and paddocks after flooding, drought or fire.

Inspect any areas that have been recently landscaped (eg new roads or dams) or affected by land destruction (eg fences) and treat weeds before they have a chance to set seed and become established.

6.3 Property cleanliness

Spilled food, rubbish dumps and carcasses can attract pests or wild animals that carry diseases onto the property.

6.3.1 Remove attractants Status: Risk Controlled

Plan: Remove or contain anything that is likely to attract vermin, insect pests or wild animals.

7. Train, Plan and Record

Ensure that staff are well trained and that you have the ability to trace where animals or plants have come from and where they went. Keep accurate records of purchases, sales and movement of all products entering or leaving the property.



7.1 Biosecurity planning

Having a current biosecurity plan is important. It is also important that staff, contractors and visitors are aware of the plan.

- ✓ 7.1.1 Review this biosecurity plan every 12 months Status: Risk Controlled

Plan: This plan should be reviewed every 12 months.

Details: Planning day to occur prior to end of year.

Biosecurity plan review in 12m.

There is biosecurity plan outline on the UQ webpage.

- ✓ 7.1.2 Visibility of plan Status: Risk Controlled

Plan: Ensure that this plan is readily available to all staff and contractors

7.2 Record Keeping

A property owner or manager should to be able to 'trace back' and 'trace forward' if there is a disease, pest or weed incursion on their property.

- ✓ 7.2.1 Trace Back and Trace Forward Status: Risk Controlled

Plan: Keep records of purchases and sales, health certificates and declarations, and pest and disease monitoring activities.

7.3 Staff Training

Anyone working on the property (including friends and family) may not know how easily diseases, pests and weeds can spread and how to prevent this from happening.

- ✓ 7.3.1 Training Status: Risk Controlled

Plan: Inform staff of the biosecurity standards required on site.

Provide biosecurity training or information sessions for staff.

7.4 Suspect Diseases, Plants and Weeds

weeds You have a responsibility to report unusual diseases, pests or weeds to an agronomist, vet, state DPI, the Emergency Animal Disease Watch Hotline or the Exotic Plant Pest Hotline.

- ✓ 7.4.1 Reporting Status: Risk Controlled

Plan: Know who to call if your suspect you have an emergency animal disease or plant pest. Keep details of state DPs, vets, agronomists.

Emergency Animal Disease Watch Hotline 1800 675888

Exotic Plant Pest Hotline 1800 084881

Details: Veterinarians and staff on site.